


**Mono**

## 340W PERC Half-Cell Module

JAM60S10 320-340/PR/1000V Series

### Introduction

Assembled with high-efficiency PERC cells, the half-cell configuration of the modules offers the advantages of higher power output, better temperature-dependent performance, reduced shading effect on the energy generation, lower risk of hot spot, as well as enhanced tolerance for mechanical loading.



Higher output power



Lower temperature coefficient



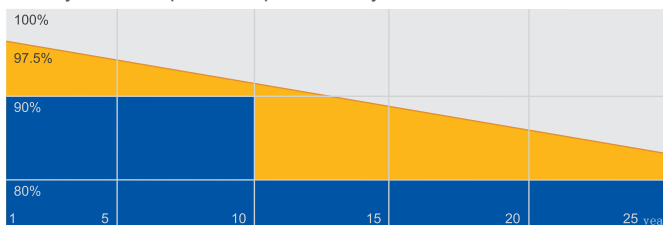
Less shading effect



Better mechanical loading tolerance

### Superior Warranty

- 12-year product warranty
- 25-year linear power output warranty



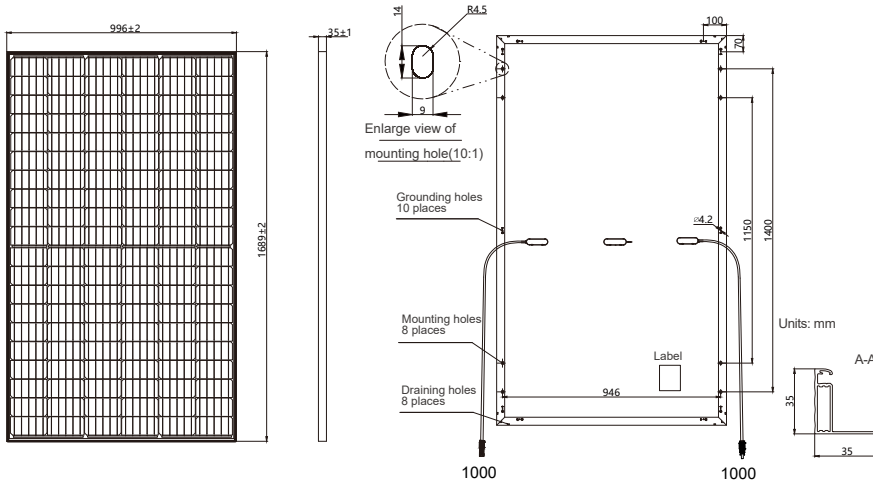
■ JA Linear Power Warranty ■ Industry Warranty

### Comprehensive Certificates

- IEC 61215, IEC 61730
- ISO 9001: 2015 Quality management systems
- ISO 14001: 2015 Environmental management systems
- OHSAS 18001: 2007 Occupational health and safety management systems



## MECHANICAL DIAGRAMS



Remark: customized frame color and cable length available upon request

## SPECIFICATIONS

Cell	Mono
Weight	18.7kg±3%
Dimensions	1689±2mm×996±2mm×35±1mm
Cable Cross Section Size	4mm <sup>2</sup>
No. of cells	120(6×20)
Connector	Genuine MC4
Country of Manufacturer	China/Vietnam

## ELECTRICAL PARAMETERS AT STC

TYPE	JAM60S10 -320/PR/1000V	JAM60S10 -325/PR/1000V	JAM60S10 -330/PR/1000V	JAM60S10 -335/PR/1000V	JAM60S10 -340/PR/1000V
Rated Maximum Power(P <sub>max</sub> ) [W]	320	325	330	335	340
Open Circuit Voltage(V <sub>oc</sub> ) [V]	40.27	40.56	40.84	41.12	41.36
Maximum Power Voltage(V <sub>mp</sub> ) [V]	33.62	33.87	34.13	34.36	34.63
Short Circuit Current(I <sub>sc</sub> ) [A]	10.16	10.23	10.30	10.38	10.46
Maximum Power Current(I <sub>mp</sub> ) [A]	9.52	9.60	9.67	9.75	9.82
Module Efficiency [%]	19.0	19.3	19.6	19.9	20.2
Power Tolerance	0~+5W				
Temperature Coefficient of I <sub>sc</sub> (α <sub>Isc</sub> )	+0.051%/°C				
Temperature Coefficient of V <sub>oc</sub> (β <sub>Voc</sub> )	-0.289%/°C				
Temperature Coefficient of P <sub>max</sub> (γ <sub>Pmp</sub> )	-0.350%/°C				
STC	Irradiance 1000W/m <sup>2</sup> , cell temperature 25°C, AM1.5G				

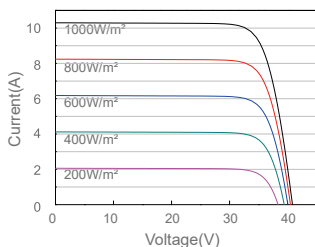
Remark: Electrical data in this catalog do not refer to a single module and they are not part of the offer. They only serve for comparison among different module types.  
Measurement tolerance at STC: P<sub>max</sub> ±3%, V<sub>oc</sub> ±2% and I<sub>sc</sub> ±4%.

## ELECTRICAL PARAMETERS AT NOCT

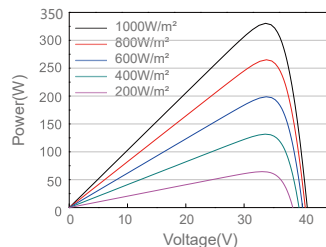
TYPE	JAM60S10 -320/PR/1000V	JAM60S10 -325/PR/1000V	JAM60S10 -330/PR/1000V	JAM60S10 -335/PR/1000V	JAM60S10 -340/PR/1000V	OPERATING CONDITIONS	
Rated Max Power(P <sub>max</sub> ) [W]	237	241	244	248	252	Maximum System Voltage	1000V DC(IEC)
Open Circuit Voltage(V <sub>oc</sub> ) [V]	37.15	37.38	37.65	37.93	38.18	Operating Temperature	-40°C~+85°C
Max Power Voltage(V <sub>mp</sub> ) [V]	33.31	33.54	33.82	34.10	34.38	Maximum Series Fuse	20A
Short Circuit Current(I <sub>sc</sub> ) [A]	8.14	8.20	8.25	8.30	8.36	Max. Design Load, Front / Back	3600Pa / 1600Pa
Max Power Current(I <sub>mp</sub> ) [A]	7.11	7.17	7.22	7.27	7.32	Max. Test Load, Front / Back	5400Pa / 2400Pa
NOCT	Irradiance 800W/m <sup>2</sup> , ambient temperature 20°C, wind speed 1m/s, AM1.5G					NOCT	45±2°C
						Application Class	Class A

## CHARACTERISTICS

Current-Voltage Curve JAM60S10-330/PR/1000V



Power-Voltage Curve JAM60S10-330/PR/1000V



Current-Voltage Curve JAM60S10-330/PR/1000V

